

# **ConeS DFC series Protein Skimmer**

**DFC-80 / DFC-120 / DFC-180 / DFC-280**

## **Installation Guide**



## Before installation and operation


Please open the package carefully and check for damaged or lost parts.

PARTS INCLUDED:





## Assembly of the main unit

1. Unscrew the body screws from the base plate




2. Attach the pump to the base plate



3. Loosen the lid on the pump for next step to attach the diffuser



4. Unscrew the center screw to take off the diffuser plate



5. Attach the diffuser base to the pump and tighten the lid.




make sure the diffuser is in center position, or the main body cannot be installed

6. Attach the diffuser plate with the center screw.




the diffuser plate should only be installed in this position

7. Reinstall the skimmer body



the valve should leave some space for wire


8. Install the body screws on the base plate



9. Install the venturi on to the skimmer pump



10 . connect the airline tubing from the air silencer to the venturi



11. Install the silencer on to the skimmer by thighten the center screw



12. Install the collection cup and lid  
(DO NOT OVER TIGHTEN SKIMMER CUP AS DAMAGE MAY RESULT)



13. Connect the pump to the pump controller and the transformer





## Recommendations

1.

For best performance, please clean the collection cup frequently. Use a sponge and warm water to clean it. (DO NOT USE ANY SOAP OR CHEMICALS TO CLEAN THE COLLECTION CUP).

2.

Regular maintenance of the pump will ensure a long life and maximum performance: recommended every 3 months.

3.

It may require 2 – 4 weeks for the skimmer to reach maximum performance due to tiny amounts of oil or remnants left from manufacturing. Skimmer performance may be erratic during this time and be sure to allow ample time for the skimmer to break-in before making adjustments.

## Warranty

AquaMaxx warrants all AquaMaxx products to be free from manufacturing defects for one year from the original purchase date when purchased through an authorized AquaMaxx retailer. This warranty does not cover any damages caused by misuse, neglect, alterations or improper handling / transport / maintenance / installation. Physical damages are not covered by warranty. AquaMaxx does not cover personal injury, personal loss, or other damages associated with the use of our products. In order to request warranty service, please email us at [info@aquamaxxaquariums.com](mailto:info@aquamaxxaquariums.com). A purchase receipt is required for any warranty service. Products requiring warranty service must be returned to AquaMaxx. You are responsible for the cost of shipping a warranty claim to AquaMaxx and any damages that may occur during transit. Once a returned product has been inspected, it will be repaired or exchanged at our discretion and returned to you. International and/or expedited shipping are not covered under your AquaMaxx warranty.